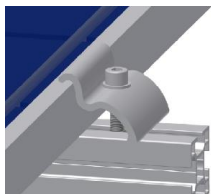
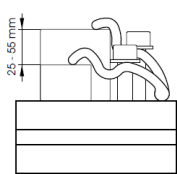
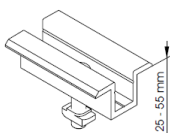


Aperto lateral de painéis
(Side panel clamping)



Aperto central de painéis
(Middle panel clamping)



SIRSOLAR – Designed by SIR

Dimensões C x L x H (mm)	600 x 150 x 537
Peso (kg/peça)	41
Betão	Cinza
Acabamento	Rugoso
Tratamento Superfície	n.a
Materiais Complementares	mangas de ancoragem inox M8 Acessórios alumínio p/ fixação Painéis
Instalação	Simplemente apoiado
Normas aplicáveis	NP EN 206-1

Dimensions C x L x H (mm)	600 x 150 x 537
Weight (kg)	41
Concrete	Grey
Finishing	Rough
Treatment	n.a
Other materials	M8 stainless anchor sleeves Aluminum accessories for fixing panel
Standing	Self standing
Applicable Norms	EN 206-1