

Bordadura de cais



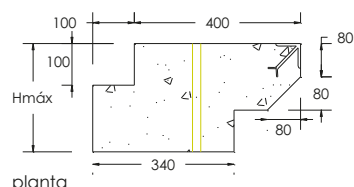
INFRAESTRUTURAS RODOVIÁRIAS
E FERROVIÁRIAS

SIROLIS
prefabricados de betão


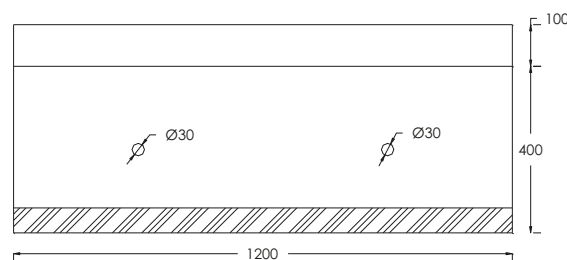
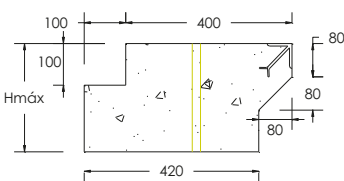
Murete de Plataforma

Tipo	Comprimento (mm)	Largura (mm)	Altura máx. (mm)
I	1200	400	400
II	1200	400	400

Murete Bordadura Tipo I



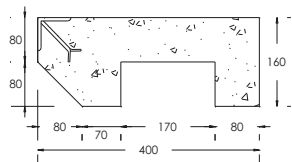
Murete Bordadura Tipo II



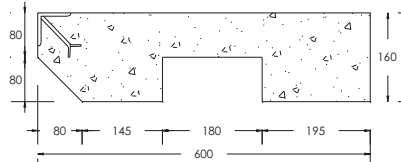
Bordadura de Plataforma

Tipo	Comprimento (mm)	Largura (mm)	Altura (mm)	Peso/peça (kg)
I	1200	400	160	142
II	1200	600	160	196

Bordadura Plataforma Tipo I



Bordadura Plataforma Tipo II



planta

