



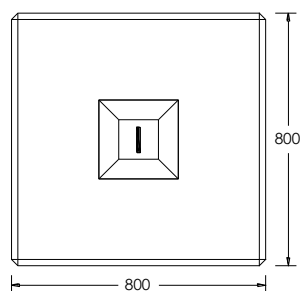
Utilização prevista	Muros e ou separação de espaços
Betão	EN 206-1 C30/37 XC4/XF1(PT) SF2/VS2 Cl0.1 D _{máx} .14;
Aço	A500 ER
Acabamento	Liso
Normas aplicáveis	NP EN 206-1 • LNEC E464 • NP EN 206-9 • NP EN 13369

Características geométricas:

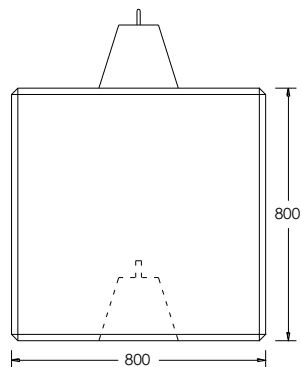
Descrição	Secção (mm)	Altura (mm)	Peso/ Peça (Kg)
Bloco 800x800x800	800x800 ±20	800 ±20	1280
Bloco 1600x800x800	1600x800 ±20	800 ±20	2560

Bloco 800x800x800

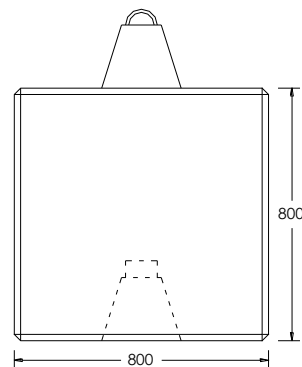
planta



alçados principais

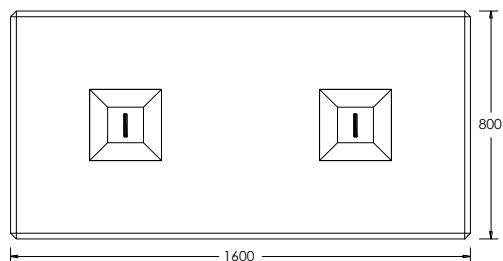


alçados laterais

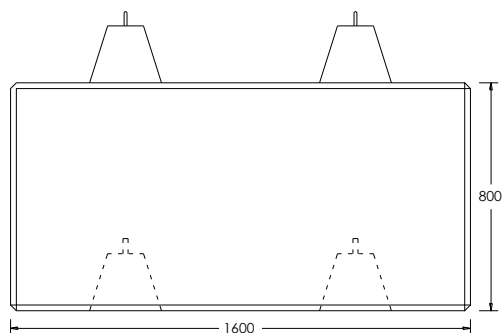


Bloco 1600x800x800

planta



alçados principais



alçados laterais

